

Campton Township Solid Waste Disposal District (CTSWDD)
Agenda for Regular Meeting
Wednesday, April 17th, 2019, 7:30 PM
At Luau Coffee, 40W450 Route 64, Suite A, Campton Hills, Illinois

- | | |
|---|--------------------|
| A. Call to Order | Trustee Cartwright |
| B. Pledge of Allegiance | All |
| C. Welcome General Public | Trustee Cartwright |
| D. Public Comments | |
| E. Meetings | Trustee Cartwright |
| 1. Campton Township Board Meeting | |
| 2. Village of Campton Hills Board Meeting | |
| F. Review and Approval of Minutes, | |
| 1. March 20th, 2019 Meeting | Trustee Knowlton |
| 2. April 6 th , 2019 Public Forum Meeting | Trustee Knowlton |
| G. Review and Acceptance of Reports | |
| 1. Treasurer's Report | Trustee Dragoo |
| i. Report of Current Balances | |
| ii. Presentation of Outstanding Bills | |
| iii. Vote to Pay Outstanding Bills | |
| 2. Monthly Reports - Waste Management Data | Trustee Cartwright |
| i. Tonnage Report March 2019 | |
| ii. Missed Pick-Up, Complaints and Unresolved Report | |
| 3. Residents' Queries | Trustee Knowlton |
| H. Web Site Statics, Maintenance and Push Notifications | Trustee Knowlton |
| 1. Push notification on Franchise Fee Feedback | All |
| 2. Discussion of Survey Results | All |
| I. Old Business | |
| 1. Discussion of Franchise Fee Feedback | All |

- 2. Discussion of Survey Web blast & Facebook All
- 3. Discussion of Survey Results All

J. New Business

- 1. Economic Interest Questionnaire All
- 2. Review of current status of RFP & Draft Contract All
- 3. Review of CTSWDD Bylaws All
- 4. Review of Walter Willis's last consulting proposal All
- 5. Discuss formal motion to do a Request For Proposal
For the 2020 – 2025 Waste Hauler Contract All
- 6. Other New Business All

Adjournment

Campton Township Solid Waste Disposal District (CTSWDD)
Meeting Minutes for the regular meeting of March 20th , 2019 – 7:30 p.m.
Held at Luau Coffee, 40W450 Route 64, Suite A, Campton Hills, Illinois

A. Call to Order

Steven Cartwright called this regular meeting of the Campton Township Solid Waste Disposal District to order at 7:30 p.m. Trustees Robert Knowlton, Lawrence Gallagher, Tim Hansen were in attendance. Joe Drago was unable to attend.

B. Pledge of Allegiance

Steven Cartwright led the group in the Pledge of Allegiance to the American Flag.

C. Welcome General Public and Guests

Mark Gordon: 4N605 Snowbird Court, Campton Hills; Il.

D. Public Comments

No Comments from Mark Gordon - Various comments during the meeting.

E. Meetings

1. Campton Township Board Meeting –

No meeting due to lack of quorum.

2. Village of Campton Hills Board Meeting

No meeting due to budgetary work.

F. Review and Approval of the Minutes of the February 20th, 2019 Meeting

Minutes of the February 20th, 2018 regular meeting were presented. Larry Gallagher made a motion to approve the minutes as presented, seconded by Steven Cartwright. A vote was taken and the motion passed unanimously.

G. Review and Acceptance of Reports.

1. Treasurer's Report

i. Report of Current Balances

Checking Acct. Beginning Balance:	\$ 262.92
Current Month Activity	\$ 0.00
Ending Balance 02/28/19:	\$ 262.92

Money Market Beginning Balance:	\$ 9023.51
1 Credits: monthly interest:	\$ 1.38

Ending Balance 02/28/18:

\$ 9024.89

Steve Cartwright presented the Treasurer's report. Trustee Gallagher made a motion to approve the treasurer's report. Motion seconded by Tim Hansen. A vote was taken and the motion passed unanimously.

ii. Presentation of Outstanding Bills

- Rob Knowlton presented a \$29.00 bill for facebook boosts

iii. Vote to Pay Outstanding Bills

- All in favor to Reimburse Rob Knowlton

2. Monthly Reports - Waste Management Data

i. Tonnage Report

- February 2019 tonnage was slightly up from January 2019 and up from February of 2018

ii. Missed Pick-Up, Complaints and Unresolved Report (4800+ active customers)

- a. 10 complaints - No further follow up needed

3. Residents' Queries

- a. Misc. responses / questions to mail chimp campaigns. Nothing to follow on.

H. CTSWDD Web Site Maintenance and Push Notification

1. Notifications of franchise fee, survey, yard waste pick-up were sent out.
2. New monthly rates were posted on the website

1. CTSWDD Web Site Maintenance and Push Notification

- A. Mail chimp campaign announcing for Saturday April 6 public meeting will be sent out.

I. Old Business

A. Old business and Action Item review

1. Discussion of franchise fee campaign feedback
2. Discussion of Survey web blast and Facebook boost
3. Discussion of Survey results
4. Discussion of CTSWDD credit card / debit card in Joe Dragoo (current treasurer) name. A resolution was presented by Steven Cartwright. A vote was taken. All were in Favor

5. Discussion of inviting Walter Willis to May Meeting

J. New Business

1. Discussion of What would be discussed at Public meeting
2. Economic Interest questioner.
3. Review of current status of RFP & Draft contract
4. Intersites will be contacted to add 5 email addresses. President, Secretary, Treasurer, Assistant Treasurer and trustee. Waiting until new debit card is received.

K. Adjournment

At 8:46 p.m. Joe made a motion to adjourn the meeting, seconded by Larry, motion carried on a voice vote – All in Favor.

Campton Township Solid Waste Disposal District (CTSWDD)
Meeting Minutes for Public Forum Meeting
Saturday, April 6th, 2019, 10:00 AM to Noon
At Campton Township Community Center
5N082 Old LaFox Rd. Campton Hills, Illinois 60175

- A. Call to Order Trustee Cartwright
1. Meeting was called to order at 10:05 a.m. President Cartwright explained that the purpose of the meeting was to answer any questions pertaining to the current waste hauler survey and take suggestions on the upcoming April 2020 contract.
- B. Pledge of Allegiance All
- 1 President Cartwright led the public in reciting the Pledge of Allegiance
- C. Welcome General Public Trustee Cartwright
1. 4 residents were in attendance and 1 representative from DC Recycling
- D. Introduction of CTSWDD Board Members Trustee Cartwright
1. Steve Cartwright, Rob Knowlton and Larry Gallagher were in attendance.
- E. Brief History of CTSWDD Trustee Cartwright
1. President Cartwright gave a history of how CTSWDD was formed and a brief overview of the service we provide.
- F. Results of CTSWDD Survey All
1. Rob Knowlton went over the survey results of the 7 questions survey that was sent out in march.
- G. Public Comments All
1. Residents had questions on a couple of survey questions pertaining to food waste and hazardous waste. President Cartwright further explained and clarified the questions.
- H. Update on CTSWDD thinking on negotiating a new waste supply contract. All
1. President Cartwright explained the status of the current contract and explained the RFP process and which companies the RFP package would be sent to.
- I. Meeting Adjournment.
1. President Cartwright made a motion to adjourn the meeting at 11:15 a.m. Rob Knowlton second the motion. All were in favor.

**Campton Township Solid Waste Disposal District
2019 Treasurer's Report
Account Balances**

Expense Code	Express Business CK Acct				Premier Business MMDA Acct				Total Funds Available
	Beg. Bal.	Payments	Deposits - Transfer In	Ending Balance	Beg. Bal.	Transfer Out	Deposits - Interest	Ending Balance	
Beginning Balance 12/31-2018	\$ 262.92				\$ 9,021.98				\$ 9,284.90
Actual Jan. Interest							\$ 1.53		
Balance 1-31-2019				\$ 262.92				\$ 9,023.51	\$ 9,286.43
Feb. Interest							\$ 1.38		
Balance 2-28-2019				\$ 262.92				\$ 9,024.89	\$ 9,287.81
Mar. Interest							\$ 1.43		
Balance 3-31-2019				\$ 262.92				\$ 9,026.32	\$ 9,289.24
Apr. Interest									
Balance 4-30-2019				\$ 262.92				\$ 9,026.32	\$ 9,289.24
May Interest									
Balance 5-31-2019				\$ 262.92				\$ 9,026.32	\$ 9,289.24
Jun. Interest									
Balance 6-30-2019				\$ 262.92				\$ 9,026.32	\$ 9,289.24
Jul. Interest									
Balance 7-31-2019				\$ 262.92				\$ 9,026.32	\$ 9,289.24
Aug. Interest									
Balance 8-31-2019				\$ 262.92				\$ 9,026.32	\$ 9,289.24
Sept. Interest									
Balance 9-30-2019				\$ 262.92				\$ 9,026.32	\$ 9,289.24
Oct. Interest									
Balance 10-31-2019				\$ 262.92				\$ 9,026.32	\$ 9,289.24
Nov. Interest									
Balance 11-30-2019				\$ 262.92				\$ 9,026.32	\$ 9,289.24
Dec. Interest									
Balance 12-31-2019				\$ 262.92				\$ 9,026.32	\$ 9,289.24
Actual YTD Payments		\$ -							
Actual YTD Interest Income							\$ 4.34		

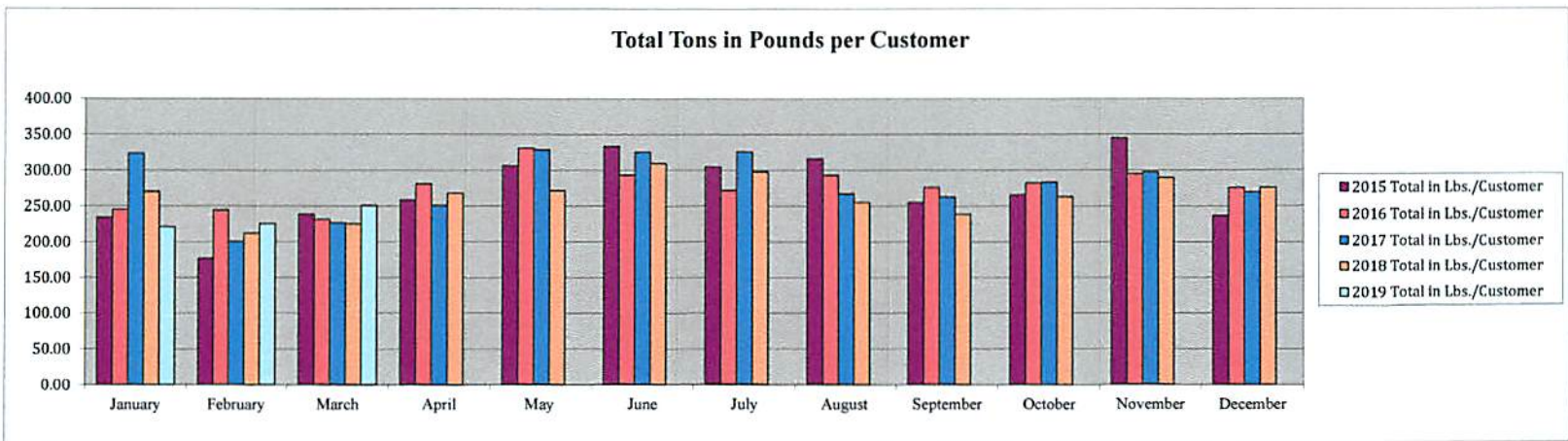
2015	January	February	March	April	May	June	July	August	September	October	November	December	YTD Total Tons	Avg Month
Total in Tons	560.30	424.20	571.10	618.30	732.60	794.80	726.00	753.90	607.70	634.00	820.80	561.90	7,805.60	650.47
Total in Lbs.	1120600	848400	1142200	1236600	1465200	1589600	1452000	1507800	1215400	1268000	1641600	1123800	15,611,200	1,300,933
Active Customers	4792	4804	4788	4788	4782	4774	4772	4774	4768	4778	4763	4754	57,337	4,778
2015 Total in Lbs./Customer	233.85	176.60	238.55	258.27	306.40	332.97	304.27	315.84	254.91	265.38	344.66	236.39	3268.09	272.34
Recyclables & Yard Waste														
Diversion % 2015	28.9%	31.5%	28.2%	31.9%	36.0%	32.4%	30.0%	29.2%	29.7%	27.5%	36.5%	29.9%	31.2%	31.2%

2016	January	February	March	April	May	June	July	August	September	October	November	December	YTD Total Tons	Avg Month
Total in Tons	582.80	581.90	553.10	673.60	795.40	706.90	655.30	706.40	665.90	680.80	711.20	663.30	7,976.60	664.72
Total in Lbs.	1165600	1163800	1106200	1347200	1590800	1413800	1310600	1412800	1331800	1361600	1422400	1326600	15,953,200	1,329,433
Active Customers	4757	4767	4776	4802	4811	4826	4820	4822	4824	4829	4827	4817	57,678	4,807
2016 Total in Lbs./Customer	245.03	244.14	231.62	280.55	330.66	292.95	271.91	292.99	276.08	281.96	294.68	275.40	3317.96	276.50
Recyclables & Yard Waste														
Diversion % 2016	27.3%	29.1%	27.6%	29.6%	34.2%	32.8%	29.5%	30.9%	33.8%	33.2%	36.1%	30.5%	31.4%	31.4%

2017	January	February	March	April	May	June	July	August	September	October	November	December	YTD Total Tons	Avg Month
Total in Tons	778.20	483.80	546.50	606.90	794.40	785.10	787.10	644.60	633.70	683.50	716.10	645.90	8,105.80	675.48
Total in Lbs.	1556400	967600	1093000	1213800	1588800	1570200	1574200	1289200	1267400	1367000	1432200	1291800	16,211,600	1,350,967
Active Customers	4813	4820	4822	4840	4838	4831	4836	4827	4832	4830	4815	4808	57,912	4,826
2017 Total in Lbs./Customer	323.37	200.75	226.67	250.79	328.40	325.03	325.52	267.08	262.29	283.02	297.45	268.68	3359.04	279.92
Recyclables & Yard Waste														
Diversion % 2017	38.4%	29.0%	28.3%	27.7%	33.6%	32.8%	32.7%	34.3%	26.1%	32.2%	32.7%	28.9%	31.7%	31.7%

2018	January	February	March	April	May	June	July	August	September	October	November	December	YTD Total Tons	Avg Month
Total in Tons	647.68	507.70	539.80	647.90	656.80	748.20	720.70	612.90	573.60	630.50	693.90	661.30	7640.98	636.75
Total in Lbs.	1295360	1015400	1079600	1295800	1313600	1496400	1441400	1225800	1147200	1261000	1387800	1322600	15,281,960	1,273,497
Active Customers	4794	4791	4795	4839	4837	4836	4836	4801	4809	4803	4798	4800	57,737	4,811
2018 Total in Lbs./Customer	270.20	211.94	225.15	267.78	271.57	309.43	298.06	255.32	238.55	262.54	289.37	275.54	3175.46	264.62
Recyclables & Yard Waste														
Diversion % 2018	32.2%	27.1%	28.8%	31.1%	33.6%	30.7%	31.9%	30.4%	29.7%	33.1%	32.7%	32.0%	31.2%	31.2%

2019	January	February	March	April	May	June	July	August	September	October	November	December	YTD Total Tons	Avg Month
Total in Tons	530.30	540.20	602.40	0.00	0.00	0.00	0.00	0.00	0.00	0.00	0.00	0.00	1672.90	139.41
Total in Lbs.	1060600	1080400	1204800	0	0	0	0	0	0	0	0	0	3345800	278817
Active Customers	4796	4798	4803	0	0	0	0	0	0	0	0	0	14397	1200
2019 Total in Lbs./Customer	221.14	225.18	250.84	#DIV/0!	#DIV/0!	#DIV/0!	#DIV/0!	#DIV/0!	#DIV/0!	#DIV/0!	#DIV/0!	#DIV/0!	232.40	77.47
Recyclables & Yard Waste														
Diversion % 2019	33.9%	30.6%	31.8%	#DIV/0!	#DIV/0!	#DIV/0!	#DIV/0!	#DIV/0!	#DIV/0!	#DIV/0!	#DIV/0!	#DIV/0!	32.1%	32.1%



CAMPTON TOWNSHIP SOLID WASTE DISPOSAL DISTRICT

TRASH 2015 - 2019

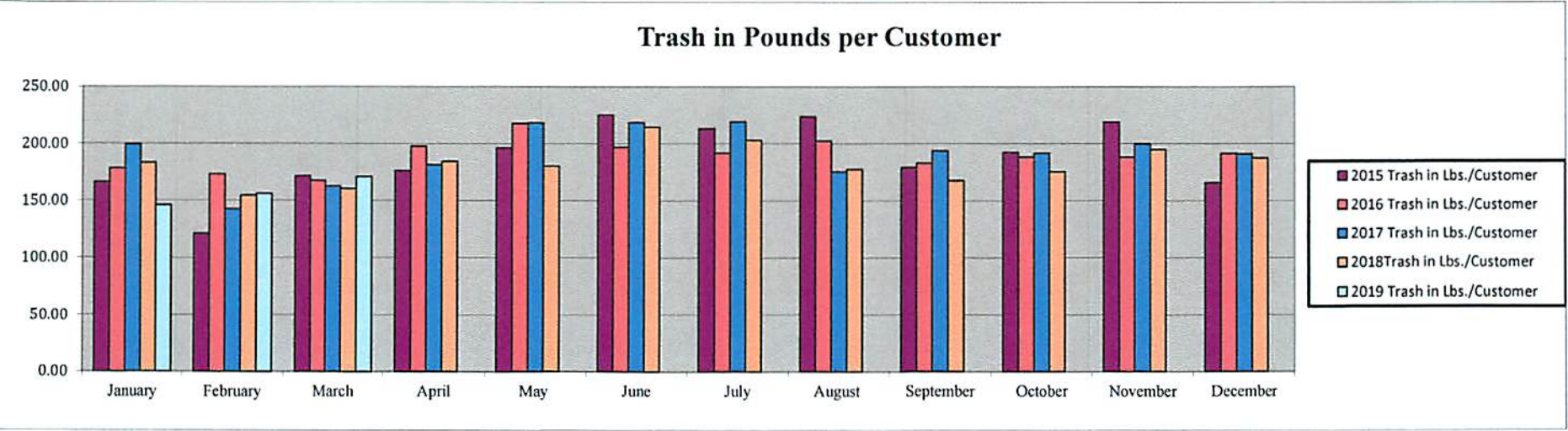
2015	January	February	March	April	May	June	July	August	September	October	November	December	YTD Trash	Avg Month
Trash in Tons	398.10	290.70	410.30	421.30	468.80	537.20	508.50	534.00	427.30	459.80	521.10	393.90	5371.00	447.58
Trash in Lbs.	796200	581400	820600	842600	937600	1074400	1017000	1068000	854600	919600	1042200	787800	10,742,000	895,167
Active Customers	4792	4804	4788	4788	4782	4774	4772	4774	4768	4778	4763	4754	57,337	4,778
2015 Trash in Lbs./Customer	166.15	121.02	171.39	175.98	196.07	225.05	213.12	223.71	179.24	192.47	218.81	165.71	2248.72	187.39

2016	January	February	March	April	May	June	July	August	September	October	November	December	YTD Trash	Avg Month
Trash in Tons	423.70	412.40	400.50	474.10	523.40	474.70	462.00	488.40	441.00	454.80	454.30	461.30	5470.60	455.88
Trash in Lbs.	847400	824800	801000	948200	1046800	949400	924000	976800	882000	909600	908600	922600	10,941,200	911,767
Active Customers	4757	4767	4776	4802	4811	4826	4820	4822	4824	4829	4827	4817	57,678	4,807
2016 Trash in Lbs./Customer	178.14	173.02	167.71	197.46	217.58	196.73	191.70	202.57	182.84	188.36	188.23	191.53	2275.88	189.66

2017	January	February	March	April	May	June	July	August	September	October	November	December	YTD Trash	Avg Month
Trash in Tons	479.70	343.30	391.80	438.50	527.60	527.60	530.10	423.60	468.20	463.20	481.60	459.40	5534.60	461.22
Trash in Lbs.	959400	686600	783600	877000	1055200	1055200	1060200	847200	936400	926400	963200	918800	11,069,200	922,433
Active Customers	4813	4820	4822	4840	4838	4831	4836	4827	4832	4830	4815	4808	57,912	4,826
2017 Trash in Lbs./Customer	199.34	142.45	162.51	181.20	218.11	218.42	219.23	175.51	193.79	191.80	200.04	191.10	2293.49	191.12

2018	January	February	March	April	May	June	July	August	September	October	November	December	YTD Trash	Avg Month
Trash in Tons	439.10	370.20	384.50	446.20	436.20	518.80	491.00	426.48	403.00	421.80	467.20	449.90	5254.38	437.87
Trash in Lbs.	878200	740400	769000	892400	872400	1037600	982000	852960	806000	843600	934400	899800	10,508,760	875,730
Active Customers	4794	4791	4795	4839	4837	4836	4836	4801	4809	4803	4796	4800	57737	4811
2018 Trash in Lbs./Customer	183.19	154.54	160.38	184.42	180.36	214.56	203.06	177.66	167.60	175.64	194.83	187.46	2183.69	181.97

2019	January	February	March	April	May	June	July	August	September	October	November	December	YTD Trash	Avg Month
Trash in Tons	350.30	374.70	410.80										1135.80	378.60
Trash in Lbs.	700600	749400	821600										2271600	757200
Active Customers	4796	4798	4803										14397	4799
2019 Trash in Lbs./Customer	146.08	156.19	171.06	#DIV/0!	#DIV/0!	#DIV/0!	#DIV/0!	#DIV/0!	#DIV/0!	#DIV/0!	#DIV/0!	#DIV/0!	157.78	52.59



CAMPTON TOWNSHIP SOLID WASTE DISPOSAL DISTRICT

YARD WASTE 2015 - 2019

2015	January	February	March	April	May	June	July	August	September	October	November	December	YTD Yard Waste	Avg Month
Yard Waste in Tons	12.70	0.00	0.00	38.90	86.60	72.50	41.80	47.80	33.60	26.90	51.40	0.00	412.20	34.35
Yard Waste in Lbs.	25400	0	0	77800	173200	145000	83600	95600	67200	53800	102800	0	824,400	68,700
Active Customers	4792	4804	4788	4788	4782	4774	4772	4774	4768	4778	4763	4754	57,337	4,778
2015 Yard Waste in Lbs./Custom	5.30	0.00	0.00	16.25	36.22	30.37	17.52	20.03	14.09	11.26	21.58	0.00	172.62	14.39

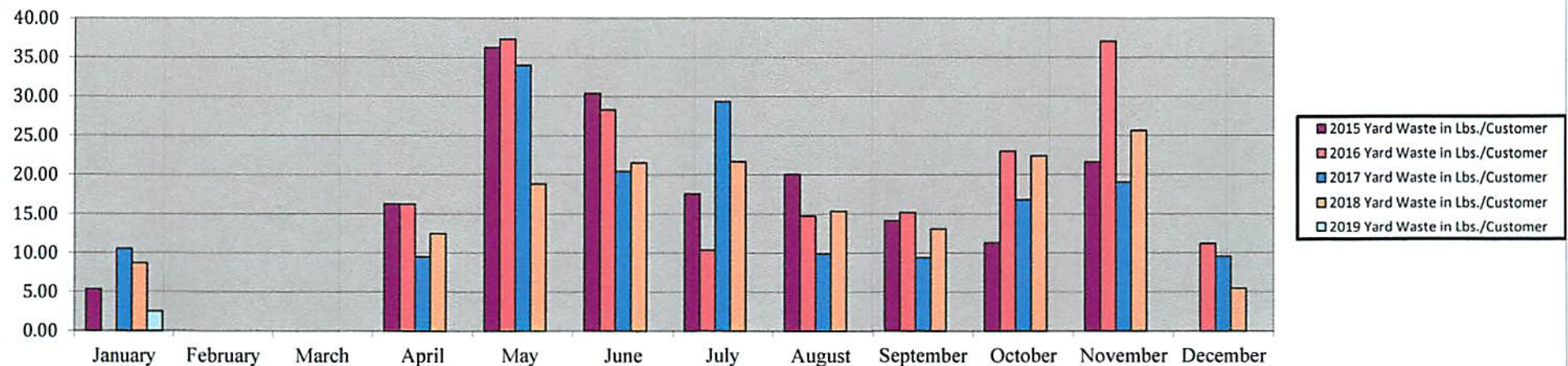
2016	January	February	March	April	May	June	July	August	September	October	November	December	YTD Yard Waste	Avg Month
Yard Waste in Tons	0.00	0.00	0.00	39.00	89.70	68.30	24.90	35.60	36.60	55.50	89.40	26.90	465.90	38.83
Yard Waste in Lbs.	0	0	0	78000	179400	136600	49800	71200	73200	111000	178800	53800	931,800	77,650
Active Customers	4757	4767	4776	4802	4811	4826	4820	4822	4824	4829	4827	4817	57,678	4,807
2016 Yard Waste in Lbs./Custom	0.00	0.00	0.00	16.24	37.29	28.31	10.33	14.77	15.17	22.99	37.04	11.17	193.31	16.11

2017	January	February	March	April	May	June	July	August	September	October	November	December	YTD Yard Waste	Avg Month
Yard Waste in Tons	25.30	0.00	0.00	23.00	82.10	49.40	70.90	23.90	22.70	40.50	45.90	22.90	406.60	33.88
Yard Waste in Lbs.	50600	0	0	46000	164200	98800	141800	47800	45400	81000	91800	45800	813,200	67,767
Active Customers	4813	4820	4822	4840	4838	4831	4836	4827	4832	4830	4815	4808	57,912	4,826
2017 Yard Waste in Lbs./Custom	10.51	0.00	0.00	9.50	33.94	20.45	29.32	9.90	9.40	16.77	19.07	9.53	168.39	14.03

2018	January	February	March	April	May	June	July	August	September	October	November	December	YTD Yard Waste	Avg Month
Yard Waste in Tons	20.78	0.00	0.00	30.20	45.50	52.00	52.40	36.87	31.50	53.70	61.40	13.10	397.45	33.12
Yard Waste in Lbs.	41560	0	0	60400	91000	104000	104800	73740	63000	107400	122800	26200	794900	66242
Active Customers	4794	4791	4795	4839	4837	4836	4836	4801	4809	4803	4796	4800	57737	4811
2018 Yard Waste in Lbs./Custom	8.67	0.00	0.00	12.48	18.81	21.51	21.67	15.36	13.10	22.36	25.60	5.46	165.02	13.75

2019	January	February	March	April	May	June	July	August	September	October	November	December	YTD Yard Waste	Avg Month
Yard Waste in Tons	6.00	0.00	0.00										6.00	2.00
Yard Waste in Lbs.	12000	0	0										12000	4000
Active Customers	4796	4798	4803										14397	4799
2019 Yard Waste in Lbs./Custom	2.50	0.00	0.00	#DIV/0!	#DIV/0!	#DIV/0!	#DIV/0!	#DIV/0!	#DIV/0!	#DIV/0!	#DIV/0!	#DIV/0!	0.83	0.28

Yard Waste in Pounds per Customer



CAMPTON TOWNSHIP SOLID WASTE DISPOSAL DISTRICT

ANNUAL TOTALS

2015	YTD Trash	YTD Recycables	YTD Yard Waste	YTD Combined	YTD Trash	YTD Recycables	YTD Yard Waste	YTD Combined
Total Tons	5,371.00	2,022.40	412.20	7,805.60	68.81%	25.91%	5.28%	100.00%
Total in Lbs.	10,742,000.00	4,044,800.00	824,400.00	15,611,200.00	68.81%	25.91%	5.28%	100.00%
Active Customers (12 mo. added)	57,337.00	57,337.00	57,337.00	172,011.00	33.33%	33.33%	33.33%	100.00%
2015 Total Lbs./Customer	2,248.72	846.75	172.62	3,268.09	68.81%	25.91%	5.28%	100.00%

2016	YTD Trash	YTD Recycables	YTD Yard Waste	YTD Combined	YTD Trash	YTD Recycables	YTD Yard Waste	YTD Combined
Total Tons	5,470.60	2,040.10	465.90	7,976.60	68.58%	25.58%	5.84%	100.00%
Total in Lbs.	10,941,200.00	4,080,200.00	931,800.00	15,953,200.00	68.58%	25.58%	5.84%	100.00%
Active Customers (12 mo. added)	57,678.00	57,678.00	57,678.00	173,034.00	33.33%	33.33%	33.33%	100.00%
2016 Total Lbs./Customer	2,275.88	848.78	193.31	3,317.96	68.59%	25.58%	5.83%	100.00%

2017	YTD Trash	YTD Recycables	YTD Yard Waste	YTD Combined	YTD Trash	YTD Recycables	YTD Yard Waste	YTD Combined
Total Tons	5,534.60	2,164.60	406.60	8,105.80	68.28%	26.70%	5.02%	100.00%
Total in Lbs.	11,069,200.00	4,329,200.00	813,200.00	16,211,600.00	68.28%	26.70%	5.02%	100.00%
Active Customers (12 mo. added)	57,912.00	57,912.00	57,912.00	173,736.00	33.33%	33.33%	33.33%	100.00%
2017 Total Lbs./Customer	2,293.49	897.16	168.39	3,359.04	68.28%	26.71%	5.01%	100.00%

2018	YTD Trash	YTD Recycables	YTD Yard Waste	YTD Combined	YTD Trash	YTD Recycables	YTD Yard Waste	YTD Combined
Total Tons	5,254.38	1,989.15	397.45	7,640.98	68.77%	26.03%	5.20%	100.00%
Total in Lbs.	10,508,760.00	3,978,300.00	794,900.00	15,281,960.00	68.77%	26.03%	5.20%	100.00%
Active Customers (12 mo. added)	57,737.00	57,737.00	57,737.00	173,211.00	33.33%	33.33%	33.33%	100.00%
2018 Total Lbs./Customer	2,183.69	826.75	165.02	3,175.46	68.77%	26.04%	5.20%	100.00%

2019	YTD Trash	YTD Recycables	YTD Yard Waste	YTD Combined	YTD Trash	YTD Recycables	YTD Yard Waste	YTD Combined
Total Tons	1,135.80	531.10	6.00	1,672.90	67.89%	31.75%	0.36%	100.00%
Total in Lbs.	2,271,600.00	1,062,200.00	12,000.00	3,345,800.00	67.89%	31.75%	0.36%	100.00%
Active Customers (12 mo. added)	14,397.00	14,397.00	14,397.00	43,191.00	33.33%	33.33%	33.33%	100.00%
2019 Total Lbs./Customer	157.78	73.78	0.83	232.40	67.89%	31.75%	0.36%	100.00%

SUMMARY BY ROUTE 2019

	Jan	Feb	Mar	Apr	May	June	July	Aug	Sept	Oct	Nov	Dec	YTD
# of Mondays	4	4	4										
# of Fridays	4	4	5										
pickup days	21	20	21	0	0	0	0	0	0	0	0	0	62
TONS													
Frontload Trash													
B14A	58.0	58.7	55.8										172.52
B14B	28.4	31.2	35.9										95.48
B14C	42.3	37.2	47.0										126.42
B14D	86.7	40.2	42.5										169.36
B54D													0
B14M	39.1	40.0	44.0										123.14
B14N	42.2	54.6	39.3										136.06
D5D1	32.3	32.6	42.9										107.78
D5D2	33.7	33.9	46.1										113.71
Sub Total	362.6	328.42	353.4	0.0	0.0	0.0	0.0	0	0	0	0	0	1044.47
other allocated	-12.3	46.3	57.4										91.33
Allocated Tons	350.3	374.7	410.8										1135.8
Ave tons per day	16.68	18.74	19.56										18.32
Residential Sideload Recycling													
B17A	23.8	16.7	15.4										56.0
B17B													0
B17C	33.9	28.9	26.9										89.72
B17H	28.2	23.9	30.8										82.9
B17J	23.7	26.7	18.8										69.13
B17N	22.2	19.2	18.8										60.14
B57H													0
D5JA	17.3	18.5	34.3										70.03
D5JD	15.8	18.8	28.1										62.67
Sub Total	164.9	152.69	172.9	0	0	0	0	0	0	0	0	0	490.55
other allocated	9.1	12.8	18.7										40.55
Allocated Tons	174	165.5	191.6										531.1
Ave tons per day	8.29	8.28	9.12										8.57
Yardwaste													
B50E													0
B10E	7.0	0	0										6.96
other allocated	-1.0	0.0	0.0	0.0	0.0	0.0	0.0	0.0	0.0	0.0	0.0	0.0	-1.0
Allocated Tons	6	0	0										6
Ave tons per day	0.29	0.00	0.00										0.10
Total Allocated	530.3	540.2	602.4	0	0	0	0	0	0	0	0	0	1672.9
Total % Allocated													
Ave tons per day	25.3	27.0	28.7										27.0
Waste Stickers Sold	0	0	2000										

8.0%

7.6%

-16.0%

Missed Pickup, Complaints and Unresolved Report March 2019

Customer	Name	Street number	Street name	City	Case ID	DATE CREATED	Case category	Log text	RESOLUTION
89284	GOEL, PANKAJ AND ARCHANA	39W537	LONG MEADOW LN	SAINT CHARLES	7,635,433	3/20/2019	UNR	03/20/2019 15:54:49 CHERNAZO PER CUSTOMER INSIGHT SURVEY DATED 03152019:"COSTLY AND FREQUENT NO SHOWS"	03/25/2019 15:22:35 ADOYLE1 CALLED AND LEFT VM. 03/27/2019 16:59:23 ADOYLE1 CALLED AND LEFT ANOTHER VM
91619	PETRUCCI, NANCY	39W431	LONG MEADOW LN	SAINT CHARLES	7,595,057	3/4/2019	CPL	03/04/2019 07:10:28 LZOGAS CUSTOMER'S RECYCLE WAS TIPPED OVER WHEN HER TRASH WAS PICKED UP AND THE DRIVER JUS LEFT IT ALL OVER HER YARD FOR HER TO PICK IT UP	03/11/2019 12:34:59 JPANEK CALLED AND LEFT MESSAGE TO HAVE CUSTOMER CALL ME. 03/13/2019 06:46:58 JPANEK NO RETURN CALL FROM CUSTOMER.
117273	MATTHEWS, KURT	41W329	SUNSET DR	SAINT CHARLES	7,635,445	3/20/2019	UNR	03/20/2019 15:57:40 CHERNAZO PER CUSTOMER INSIGHT SURVEY DATED 03152019: "I'M NOT SURE WHAT IS GOING ON, BUT ONE OR BOTH OF THE TRUCKS SEEM TO BE LEAVING RUTS IN OUR LAWN."	03/25/2019 13:52:36 ADOYLE1 CALLED AND LEFT VM. 03/27/2019 16:26:26 ADOYLE1 CALLED AND LEFT ANOTHER VM
122375	CIRIGLIANO, JAMES	5N078	BLACK WILLOW DR	SAINT CHARLES	7,643,839	3/25/2019	UNR	03/25/2019 09:49:59 TJONES30 CST CI REGARDS TO CART REPLACMENT CHRGE SAYS HE WAS TOLD BY AN AGENT HE WOULD NOT BE CHRGED BUT HAS THE CHRGE ON HIS INVOICE- PLEASE PULL CALL FROM 02/22/2019 IN REGARDS TO OUR DRIVERS DAMAGING THE CART	03/29/2019 16:57:50 NGADDY PLS ADV WHERE CST WAS CHARG FOR CART REPLACEMENT TKT 731380 STATES NON-CHARGEABLE.... ALSO DONT SEE ON CST INVOICE WHERE HE WAS CHARGED FOR SWP
4853	GORECKI, ROBERT L	39W027	SILVER GLEN RD	SAINT CHARLES	771,624	3/14/2019	MPU	BACKDOOR SERVICE--IN GARAGE WHITE HOUSE SITS BY ITSELF--BACK IN DRIVE PUSH THE WHITE BAR TO OPEN GARAGE DOOR FOR EASIER REMOVAL OF TRASH IN BETWEEN BROOKHAVEN AND OLD HOMESTEAD S OF SILVER GLEN/ GARGAE DOOR ON	RECOVERED 3/14/2019
34342	O'BRYAN, SHARON KAY HOLLIS	6N464	CRESTWOOD DR	SAINT CHARLES	751,901	3/5/2019	MPU	plz p/u trash for 03052019 by end of day or noon next business day/tkt m	3/5/2019
39470	CRAIN, ROSEMARY	40W411	IL ROUTE 64	WASCO	765,846	3/13/2019	MPU	please p/u all trash serv day monday. cust sd been missed 3 weeks	3/13/2019
88923	MICKA, JOHN	4N101	FARMVIEW RD	ELBURN	790598	43549	MPU	PLS SVC RECY - SVC DAY FRIDAY - PER OPUS CONFIRMED POSITIVE - LINDA CI S	3/25/2019
89379	MEHAN, DAVID	42W904	WHIRLAWAY DR	ELBURN	792819	43549	MPU	please service all recycling customer states recycling is still onn site	3/25/2019
93249	HANSON, JENNIFER	42W942	WHIRLAWAY DR	ELBURN	791376	43549	MPU	please ser recy servday friday no hoc	3/25/2019

Mr. Vaughn Kuerschner

Waste Management

230 Sumac Rd.

Wheeling, IL 60090

And

Mr. Mike Brink

Public Sector Manager

Waste Management

700 E Butterfield Rd. Suite 400

Lombard, IL 60148

Dear Sirs.

Vaughn, I am sending this letter to confirm our past discussion over the last year that Campton Township Solid Waste Disposal District (CTSWDD) is planning to proceed with a Request for Proposal for the April 1, 2020 – April 1, 2025 contract. The RFP will be sent to the waste haulers approved in Kane County plus any recommended by our consultant. We anticipate the RFP will be issued during the last half of 2019.

We have reached this decision based on having new waste haulers providing services in Kane County, several mergers of waste haulers and that we have not done a formal RFP since 2004. We did contract extensions in 2009 and 2014 and feel it is appropriate to undertake a formal RFP process.

Sincerely:

Steven Cartwright

President CTSWDD

Walter S. Willis
366 Grove Avenue
Hampshire, IL 60140
630/621-0736
Willis-walter@sbcglobal.net

EDUCATION

Masters in Public Administration
Southern Illinois University, 1986

Bachelor of Arts, Political Science
Southern Illinois University, 1982

PROFESSIONAL EXPERIENCE

Solid Waste Agency of Lake County, Executive Director, 2007 – present

Executive Director of a Municipal Joint Action Agency representing 41 Lake County municipalities and the County of Lake (nearly 700,000 people). Supervises four employees with an annual budget of nearly \$1.2 million. Oversees the operation of SWALCO's permanent household chemical waste transfer facility. Other duties include: 1) updating and implementing the Lake County Solid Waste Management Plan, 2) providing solid waste consulting services to SWALCO members and assisting them with residential and commercial hauling franchises, 3) implementing a comprehensive public education program, and 4) developing and implementing programs to divert more materials from final disposal.

Shaw Environmental, Inc., Senior Project Manager, 2004-2007

Duties included: Managing multi-discipline teams of planners, engineers and geologists on solid waste planning and facility development projects, including solid waste planning studies, public education and outreach, facility and hauler procurement, host community agreement negotiations, market research studies for facility acquisitions, and facility siting.

Significant projects included: 1) the first siting of a pollution control facility (transfer station in Crystal Lake) in McHenry County, IL including the negotiation of four host community agreements, public education and consensus building, and expert witness testimony for local siting hearing; 2) alternative technology (MSW conversion technologies) procurement and project implementation for the City of Orlando, FL; and 3) multi-discipline training project for the Commonwealth of The Bahamas, including development of manuals and conducting workshops on recycling, composting, public education, and finance and administration.

Lee County, IL, Solid Waste Coordinator, 1997-2004

Duties included: Implementation of the Lee County Solid Waste Management Plan and plan updating; overseeing the privately owned and operated Lee County Landfill and the Solid Waste Management Agreement with Allied Waste Industries; developing and administering a drop-off

recycling program; planning for and implementing one-day collection events for used oil, tires, household hazardous waste, and electronics; performing public education activities; and responding to citizens' questions and concerns.

Engineering Solutions, Senior Planner, 1996-1997

Duties included: Managing and executing studies related to solid waste generation, collection, management and recycling; preparing reports for landfill and transfer station siting applications and providing expert witness testimony at siting hearings; assisting local units of government review siting applications, assisting with questions for expert witnesses and preparing findings of fact; developing public education/public involvement programs, business plans and waste audit reports; assisting in host community contract negotiations, and hauler/facility procurement (i.e., bid specs and analysis); and assisting with the preparation of local ordinances and grant writing. Also was responsible for human resource duties, including the development of hiring guidelines, employee recruitment, employee development, employee review procedures and employee benefit programs.

Patrick Engineering, Inc., Senior Planner and Branch Office Manager, 1988-1996

Duties included: Developing and implementing solid waste management plans in 38 counties in Illinois; negotiating host community agreements for eight units of local government with total expected revenues exceeding \$100 million; developing local siting studies, including working with interest groups to select and rank siting criteria for ultimate site selection; and developing need and plan consistency reports for siting applications, providing expert witness testimony, and assisting units of local government review siting applications (worked on approximately 20 siting cases under Illinois' SB 172 siting process).

Opened Springfield, IL branch office in 1989 and was assigned branch manager. By 1996 the office had grown from 3 employees to 9, with annual revenues exceeding \$1 million. As branch manager I was responsible for all personnel, marketing and budgeting decisions.

Illinois Environmental Protection Agency, Project Manager, 1986-1988

As project manager in the Solid Waste Management Section, Bureau of Land, responsible for evaluating solid waste planning and enforcement grant applications and subsequent planning and enforcement efforts. Assigned to task force to update SB 172 siting decisions and prepared report documenting siting efforts in Illinois. Assisted with preparation of first annual disposal capacity report. Section expert on municipal waste incineration, and helped research and prepare report on IEPA's guidelines on municipal waste incineration.

Walter S. Willis, Environmental Consultant
366 Grove Avenue
Hampshire, IL 60140
630/621-0736
Willis-walter@sbcglobal.net

October 16, 2013

Mr. Dave Phillips
Campton Township Solid Waste Disposal District

Subject: Proposal to Assist with Residential Hauling Contract Procurement

Dear Mr. Phillips:

I am pleased to provide you with this proposal to assist the Campton Township Solid Waste Disposal District review its residential waste hauling contract options and assist in choosing a contractor once the current contract expires in May 2015. The proposed scope of work and estimated cost are addressed below.

Scope of Work

My scope of work associated with this project will include the following:

- Reviewing the District's current contract and pricing, and providing the District with written comments on the contract terms and the rates as compared to other similar contracts.
- Meeting (assume 1 meeting) with the District to outline its options regarding the residential hauling contract (i.e., negotiate an extension with the existing hauler or issue a Request for Proposals to multiple haulers).
- Meeting (assume 1 meeting) with the District and its current hauler to discuss a possible extension and to obtain a proposal from the hauler for an extension.
- Reviewing the proposed extension and providing a recommendation to the District on whether to negotiate an extension or issue an RFP.
- Based on the decision made by the District, either assist in negotiations to extend the contract or prepare and issue an RFP to known haulers in the area.
- If an RFP is issued, assist in evaluating the responses and participate in any subsequent interviews and negotiations (assume 2 meetings), and assist the District's legal counsel with final contract preparation.
- If an extension is recommended by the District, assist the District's legal counsel with final contract preparation.


The proposed scope of work is dependent on the option chosen by the District to either negotiate an extension or issue an RFP. The RFP option will involve more time, and therefore my costs will be higher for this option due to the time commitment.

Proposed Budget

I will invoice the District on a time and materials basis with a not-to-exceed budget for the above scope of work of \$2,500 (hourly rate of \$150) for a contract extension and \$4,500 if an RFP is issued. This budget will not be exceeded without the prior approval of the District.

I appreciate your consideration of this proposal. Please contact me at 630/621-0736 if you have any questions.

Sincerely,



Walter S. Willis